

## Seventh Grade

South Carolina seventh-grade students engage in thinking and solving problems the way scientists and engineers do to help them better see how science is relevant to their lives. To capitalize on the natural curiosity all students have about the world around them, learning experiences are built around the three dimensions of science: **Science and Engineering Practices (SEPs)**, **Crosscutting Concepts (CCCs)**, and **Disciplinary Core Ideas (DCIs)**. This three-dimensional approach to teaching and learning helps educators provide meaningful learning experiences that offer varied entry points for students from diverse backgrounds.

The **performance expectations** in seventh grade help students engage in inquiry questions such as, **but not limited to:**

<p><b>How do atomic and molecular interactions explain the properties of matter that we see and feel?</b> Students develop models to describe atomic composition of simple molecules and complex extended molecules.</p>	<p><b>How are synthetic materials made from natural resources important to people?</b> Students use information to make sense of and evaluate how synthetic materials are made from natural resources and how society has been influenced by these materials.</p>
<p><b>How do mass, speed and position affect kinetic and potential energy of objects, and how is energy transferred from one object to another?</b> Students use evidence to support a claim that energy is transferred between objects, and that the relationship of mass and speed on kinetic energy, and position on potential energy of objects interact in a system.</p>	<p><b>How do organisms interact with other organisms in the physical environment to obtain matter and energy?</b> Students analyze and interpret data as evidence that organisms and populations of organisms are dependent on their environmental resources, explain patterns of interactions with other organisms, and describe cycling of matter and energy flow in an ecosystem.</p>
<p><b>How does matter and energy move through an ecosystem?</b> Students explain with evidence how matter and energy cycle in an ecosystem and describe the interaction of organisms to obtain food to survive and grow.</p>	<p><b>How is the health of an ecosystem determined?</b> Students construct an argument and evaluate solutions of how biodiversity, ecosystem services and environmental changes can impact the integrity of an ecosystem.</p>
<p><b>How does surface processes and human activity affect Earth temperature and systems?</b> Students ask questions, apply scientific principles, and explain how human use and of Earth's resources due to geoscience processes have impacted global temperatures and systems.</p>	

**\*The PEs should be bundled to design classroom experiences. There are multiple ways to bundle the PEs to help students lead inquiry and see connections between ideas, and help teachers facilitate phenomenon-driven learning with efficient use of instructional time.**

## Seventh Grade

Through the seventh-grade performance expectations, students demonstrate grade-appropriate proficiency in each of three dimensions. When students explore **Disciplinary Core Ideas** (Dimension 3), they will do so by engaging in **Science and Engineering Practices** (Dimension 1) and should be supported in making connections to the **Crosscutting Concepts** (Dimension 2) to link their understanding across the four disciplinary core domains.

Each performance expectation contains one **SEP** and one **CCC** to be assessable and represents the student performance goal for the end of instruction; however, other **SEPs** and **CCCs** should be applied by students to support their progress leading up to the end of instruction. In seventh grade, these **end-of-instruction SEPs, DCIs, and CCCs** include:

SEPs	DCIs	CCCs
<ul style="list-style-type: none"> <li><a href="#">Asking Questions and Defining Problems</a></li> <li><a href="#">Developing and Using Models</a></li> <li><a href="#">Planning and Carrying Out Investigations</a></li> <li><a href="#">Analyzing and Interpreting Data</a></li> <li><a href="#">Constructing Explanations and Designing Solutions</a></li> <li><a href="#">Engaging in Argument from Evidence</a></li> <li><a href="#">Obtaining, Evaluating, and Communicating Information</a></li> </ul>	<ul style="list-style-type: none"> <li><a href="#">Physical Science</a> (PS1, PS3)</li> <li><a href="#">Life Science</a> (LS1, LS2, LS4)</li> <li><a href="#">Earth and Space Science</a> (ESS3)</li> <li><a href="#">Engineering, Technology, and Applications of Science</a> (ETS1, ETS2)</li> </ul>	<ul style="list-style-type: none"> <li><a href="#">Patterns</a></li> <li><a href="#">Cause and Effect</a></li> <li><a href="#">Scale, Proportion, and Quantity</a></li> <li><a href="#">Systems and System Models</a></li> <li><a href="#">Energy and Matter</a></li> <li><a href="#">Structure and Function</a></li> <li><a href="#">Stability and Change</a></li> </ul>

### Hyperlinks within the Standards Document

**SC Conceptual Vertical Articulation links:** Hover over the above underlined and hyperlinked titles to view links for all SEPs, DCIs, and CCCs.

**A Framework for K-12 Science Education links:** Hover over titles found within the foundation boxes under each PE to link the guiding research for all SEPs, DCIs, and CCCs.

Science and Engineering Practices	Disciplinary Core Ideas	Crosscutting Concepts
<p><b>Analyzing and Interpreting Data</b> Analyzing data in K-2 builds on prior experiences and progresses to collecting, recording, and sharing observations.</p> <p>Use observations (firsthand or from media) to describe patterns in the natural world in order to answer scientific questions. <a href="#">NRC Framework Link</a></p>	<p><b>LS1.C: Organization for Matter and Energy Flow in Organisms</b> All animals need food in order to live and grow. They obtain their food from plants or from other animals. Plants need water and light to live and grow. <a href="#">NRC Framework Link</a></p>	<p><b>Patterns</b> Patterns in the natural and human designed world can be observed and used as evidence. <a href="#">NRC Framework Link</a></p>

\*Equity in science education requires that all students are provided with equitable opportunities to learn science and become engaged in science and engineering practices; with access to quality space, equipment, and teachers to support and motivate that learning and engagement; and adequate time spent on science. In addition, the issue of connecting to students' interests and experiences is particularly important for broadening participation in science (NRC Framework, p. 28).

## Matter and Its Interactions (PS1)

7

### 7-PS1-1. Develop models to describe the atomic composition of simple molecules and extended structures.

**Clarification Statement:** Emphasis is on developing models of molecules that vary in complexity. Examples of simple molecules could include ammonia and methanol. Examples of extended atomic structures will assist students in making sense of different phenomena such as how diamonds and graphite can both be made of pure carbon. Examples of molecular-level models could include drawings, 3D ball and stick structures, or computer representations showing different molecules with different types of atoms.

**State Assessment Boundary:** Assessment does not include valence electrons and bonding energy, discussing the ionic nature of subunits of complex structures, or a complete depiction of all individual atoms in a complex molecule or extended structure.

Science and Engineering Practices	Disciplinary Core Ideas	Crosscutting Concepts
<p><b>Developing and Using Models</b> Modeling in 6-8 builds on K-5 and progresses to developing, using and revising models to describe, test, and predict more abstract phenomena and design systems.</p> <p>Develop a model to predict and/or describe phenomena. <a href="#">NRC Framework Link</a></p>	<p><b>PS1.A: Structure and Properties of Matter</b> Substances are made from different types of atoms, which combine with one another in various ways. Atoms form molecules that range in size from two to thousands of atoms.</p> <p>Solids may be formed from molecules, or they may be extended structures with repeating subunits (e.g., crystals). <a href="#">NRC Framework Link</a></p>	<p><b>Scale, Proportion, and Quantity</b> Time, space, and energy phenomena can be observed at various scales using models to study systems that are too large or too small. <a href="#">NRC Framework Link</a></p>

Matter and Its Interactions (PS1)

7

**7-PS1-2. Analyze and interpret data on the properties of substances before and after the substances interact to determine if a chemical reaction has occurred.**

*Clarification Statement:* Examples of reactions could include burning sugar or steel wool, milk curdling, fat reacting with sodium hydroxide, and mixing zinc with hydrogen chloride.

*State Assessment Boundary:* Assessment is limited to analysis of the following properties: density, melting point, boiling point, solubility, flammability, and odor.

Science and Engineering Practices	Disciplinary Core Ideas	Crosscutting Concepts
<p><b>Analyzing and Interpreting Data</b> Analyzing data in 6-8 builds on K-5 and progresses to extending quantitative analysis to investigations, distinguishing between correlation and causation, and basic statistical techniques of data and error analysis.</p> <p>Analyze and interpret data to determine similarities and differences in findings. <a href="#">NRC Framework Link</a></p>	<p><b>PS1.A: Structure and Properties of Matter</b> Each pure substance has characteristic physical and chemical properties (for any bulk quantity under given conditions) that can be used to identify it. <a href="#">NRC Framework Link</a></p> <p><b>PS1.B: Chemical Reactions</b> Substances react chemically in characteristic ways. In a chemical process, the atoms that make up the original substances are regrouped into different molecules, and these new substances have different properties from those of the reactants. <a href="#">NRC Framework Link</a></p>	<p><b>Patterns</b> Macroscopic patterns are related to the nature of microscopic and atomic-level structure. <a href="#">NRC Framework Link</a></p>


Matter and Its Interactions (PS1)

7

**7-PS1-3. Gather and make sense of information to describe that synthetic materials come from natural resources and impact society.**

*Clarification Statement:* Emphasis is on natural resources that undergo a chemical process to form the synthetic material. Examples of new materials could include new medicine, foods, plastic made from petroleum, and alternative fuels.

*State Assessment Boundary:* Assessment is limited to qualitative data.

Science and Engineering Practices	Disciplinary Core Ideas	Crosscutting Concepts
<p><b>Obtaining, Evaluating, and Communicating Information</b> Obtaining, evaluating, and communicating information in 6-8 builds on K-5 and progresses to evaluating the merit and validity of ideas and methods.</p> <p>Gather, read, and synthesize information from multiple appropriate sources and assess the credibility, accuracy, and possible bias of each publication and methods used, and describe how they are supported or not supported by evidence. <a href="#">NRC Framework Link</a></p>	<p><b>PS1.A: Structure and Properties of Matter</b> Each pure substance has characteristic physical and chemical properties (for any bulk quantity under given conditions) that can be used to identify it. <a href="#">NRC Framework Link</a></p> <p><b>PS1.B: Chemical Reactions</b> Substances react chemically in characteristic ways. In a chemical process, the atoms that make up the original substances are regrouped into different molecules, and these new substances have different properties from those of the reactants. <a href="#">NRC Framework Link</a></p> <p> <b>ETS2.A: Interdependence of Science, Engineering, and Technology</b> Engineering advances have led to important discoveries in virtually every field of science, and scientific discoveries have led to the development of entire industries and engineered systems. <a href="#">NRC Framework Link</a></p> <p>(continued on next page)</p>	<p><b>Structure and Function</b> Structures can be designed to serve particular functions by taking into account properties of different materials, and how materials can be shaped and used. <a href="#">NRC Framework Link</a></p>

	<p><b>ETS2.B: Influence of Engineering, Technology, and Science on Society and the Natural World</b></p> <p>The uses of technologies and any limitations on their use are driven by individual or societal needs, desires, and values; by the findings of scientific research; and by differences in such factors as climate, natural resources, and economic conditions. Thus, technology use varies from region to region and over time.</p> <p><a href="#">NRC Framework Link</a></p>	
--	--	--

Matter and Its Interactions (PS1)

7

**7-PS1-5. Develop and use a model to describe how the total number of atoms does not change in a chemical reaction and thus mass is conserved.**

*Clarification Statement: Emphasis is on law of conservation of matter and on physical models or drawings, including digital forms that represent atoms.*

*State Assessment Boundary: Assessment does not include the use of atomic masses, balancing symbolic equations, or intermolecular forces.*

Science and Engineering Practices	Disciplinary Core Ideas	Crosscutting Concepts
<p><b>Developing and Using Models</b> Modeling in 6-8 builds on K-5 and progresses to developing, using and revising models to describe, test, and predict more abstract phenomena and design systems.</p> <p>Develop a model to describe unobservable mechanisms. <a href="#">NRC Framework Link</a></p>	<p><b>PS1.B: Chemical Reactions</b> Substances react chemically in characteristic ways. In a chemical process, the atoms that make up the original substances are regrouped into different molecules, and these new substances have different properties from those of the reactants.</p> <p>The total number of each atom is conserved, and thus the mass does not change. Some chemical reactions release energy, others store energy. <a href="#">NRC Framework Link</a></p>	<p><b>Energy and Matter</b> Matter is conserved because atoms are conserved in physical and chemical processes. <a href="#">NRC Framework Link</a></p>

Matter and Its Interactions (PS1)

7



**7-PS1-6. Undertake a design project to construct, test, and modify a device that either releases or absorbs thermal energy by chemical processes.**

*Clarification Statement: Emphasis is on the design, controlling the transfer of energy to the environment, and modification of a device using factors such as type and concentration of a substance. Examples of designs could involve chemical reactions such as dissolving ammonium chloride or calcium chloride, combining baking soda and vinegar, or combining sodium bicarbonate tablets and water.*

*State Assessment Boundary: Assessment is limited to the criteria of amount, time, and temperature of substance in testing the device.*

Science and Engineering Practices	Disciplinary Core Ideas	Crosscutting Concepts
<p><b>Constructing Explanations and Designing Solutions</b> Constructing explanations and designing solutions in 6-8 builds on K-5 experiences and progresses to include constructing explanations and designing solutions supported by multiple sources of evidence consistent with scientific knowledge, principles, and theories.</p> <p>Undertake a design project, engaging in the design cycle, to construct and/or implement a solution that meets specific design criteria and constraints. <a href="#">NRC Framework Link</a></p>	<p><b>PS1.B: Chemical Reactions</b> Some chemical reactions release energy, others store energy. <a href="#">NRC Framework Link</a></p> <p><b>ETS1.B: Developing Possible Solutions</b> A solution needs to be tested, and then modified on the basis of the test results, in order to improve it. <a href="#">NRC Framework Link</a></p> <p><b>ETS1.C: Optimizing the Design Solution</b> Although one design may not perform the best across all tests, identifying the characteristics of the design that performed the best in each test can provide useful information for the redesign process—that is, some of the characteristics may be incorporated into the new design. The iterative process of testing the most promising solutions and modifying what is proposed on the basis of the test results leads to greater refinement and ultimately to an optimal solution. <a href="#">NRC Framework Link</a></p>	<p><b>Energy and Matter</b> The transfer of energy can be tracked as energy flows through a designed or natural system. <a href="#">NRC Framework Link</a></p>



## Energy (PS3)

7

**7-PS3-1. Construct and interpret graphical displays of data to describe the proportional relationships of kinetic energy to the mass of an object and to the speed of an object.**

***Clarification Statement:** Emphasis is on descriptive relationships between kinetic energy and mass separately from kinetic energy and speed. Examples could include riding a bicycle at different speeds, rolling different sizes of rocks downhill, and being hit by a wiffle ball versus a tennis ball.*

***State Assessment Boundary:** Assessment does not include mathematical calculations of kinetic energy.*

Science and Engineering Practices	Disciplinary Core Ideas	Crosscutting Concepts
<p><b>Analyzing and Interpreting Data</b> Analyzing data in 6-8 builds on K-5 and progresses to extending quantitative analysis to investigations, distinguishing between correlation and causation, and basic statistical techniques of data and error analysis.</p> <p>Construct and interpret graphical displays of data to identify linear and nonlinear relationships. <a href="#">NRC Framework Link</a></p>	<p><b>PS3.A: Definitions of Energy</b> Motion energy is properly called kinetic energy; it is proportional to the mass of the moving object and grows with the square of its speed. <a href="#">NRC Framework Link</a></p>	<p><b>Scale, Proportion, and Quantity</b> Proportional relationships (e.g. speed as the ratio of distance traveled to time taken) among different types of quantities provide information about the magnitude of properties and processes. <a href="#">NRC Framework Link</a></p>

## Energy (PS3)

7

**7-PS3-2. Develop a model to describe that when the arrangement of objects interacting at a distance changes, different amounts of potential energy are stored in the system.**

***Clarification Statement:** Emphasis is on relative amounts of potential energy, not on calculations of potential energy. Examples of objects within systems interacting at varying distances could include: the Earth and either a roller coaster cart at varying positions on a hill or objects at varying heights on shelves, changing the direction/orientation of a magnet, and a balloon with static electrical charge being brought closer to a classmate’s hair. Examples of models could include representations, diagrams, pictures, and written descriptions of systems.*

***State Assessment Boundary:** Assessment is limited to two objects and electric, magnetic, and gravitational interactions.*

Science and Engineering Practices	Disciplinary Core Ideas	Crosscutting Concepts
<p><b>Developing and Using Models</b> Modeling in 6-8 builds on K-5 and progresses to developing, using and revising models to describe, test, and predict more abstract phenomena and design systems.</p> <p>Develop a model to describe unobservable mechanisms. <a href="#">NRC Framework Link</a></p>	<p><b>PS3.A: Definitions of Energy</b> A system of objects may also contain stored (potential) energy, depending on their relative positions. <a href="#">NRC Framework Link</a></p> <p><b>PS3.C: Relationship Between Energy and Forces</b> When two objects interact, each one exerts a force on the other that can cause energy to be transferred to or from the object. <a href="#">NRC Framework Link</a></p>	<p><b>Systems and System Models</b> Models can be used to represent systems and their interactions – such as inputs, processes, and outputs – and energy and matter flows within systems. <a href="#">NRC Framework Link</a></p>

## Energy (PS3)

7

**7-PS3-5. Construct, use, and present arguments to support the claim that when the kinetic energy of an object changes, energy is transferred to or from the object.**

*Clarification Statement:* Examples of empirical evidence used in arguments could include an inventory or other representation of the energy before and after the transfer in the form of temperature changes or motion of the object.

*State Assessment Boundary:* Assessment does not include calculations of energy.

Science and Engineering Practices	Disciplinary Core Ideas	Crosscutting Concepts
<p><b>Engaging in Argument from Evidence</b> Engaging in argument from evidence in 6-8 builds on K-5 experiences and progresses to constructing a convincing argument that supports or refutes claims for either explanations or solutions about the natural and designed worlds.</p> <p>Construct, use, and present oral and written arguments supported by empirical evidence and scientific reasoning to support or refute an explanation or a model for a phenomenon. <a href="#">NRC Framework Link</a></p>	<p><b>PS3.B: Conservation of Energy and Energy Transfer</b> When the motion energy of an object changes, there is inevitably some other change in energy at the same time. <a href="#">NRC Framework Link</a></p>	<p><b>Energy and Matter</b> Energy may take different forms (e.g. energy in fields, thermal energy, energy of motion). <a href="#">NRC Framework Link</a></p>

From Molecules to Organisms: Structures and Processes (LS1)

7

**7-LS1-6. Construct a scientific explanation based on evidence for the role of photosynthesis in the cycling of matter and flow of energy into and out of organisms.**

*Clarification Statement: Emphasis is on tracing movement of matter and flow of energy.*

*State Assessment Boundary: Assessment does not include biochemical mechanisms of photosynthesis.*

Science and Engineering Practices	Disciplinary Core Ideas	Crosscutting Concepts
<p><b>Constructing Explanations and Designing Solutions</b>                      Constructing explanations and designing solutions in 6-8 builds on K-5 experiences and progresses to include constructing explanations and designing solutions supported by multiple sources of evidence consistent with scientific knowledge, principles, and theories.</p> <p>Construct a scientific explanation based on valid and reliable evidence obtained from sources (including the students' own experiments) and the assumption that theories and laws that describe the natural world operate today as they did in the past and will continue to do so in the future.  <a href="#">NRC Framework Link</a></p>	<p><b>LS1.C: Organization for Matter and Energy Flow in Organisms</b>                      Plants, algae (including phytoplankton), and many microorganisms use the energy from light to make sugars (food) from carbon dioxide from the atmosphere and water through the process of photosynthesis, which also releases oxygen. These sugars can be used immediately or stored for growth or later use.</p> <p>Within individual organisms, food moves through a series of chemical reactions in which it is broken down and rearranged to form new molecules, to support growth, or to release energy. In most animals and plants, oxygen reacts with carbon- containing molecules (sugars) to provide energy and produce carbon dioxide; anaerobic bacteria achieve their energy needs in other chemical processes that do not require oxygen.  <a href="#">NRC Framework Link</a></p> <p style="text-align: right;">(continued on next page)</p>	<p><b>Energy and Matter</b>                      Within a natural system, the transfer of energy drives the motion and/or cycling of matter.  <a href="#">NRC Framework Link</a></p>

	<p><b>PS3.D: Energy in Chemical Processes and Everyday Life</b></p> <p>The chemical reaction by which plants produce complex food molecules (sugars) requires an energy input (i.e., from sunlight) to occur. In this reaction, carbon dioxide and water combine to form carbon-based organic molecules and release oxygen. (<i>secondary</i>).</p> <p><a href="#">NRC Framework Link</a></p>	
--	---	--

From Molecules to Organisms: Structures and Processes (LS1)

7

**7-LS1-7. Develop a model to describe how food molecules in plants and animals are rearranged through chemical reactions forming new molecules that support growth and/or release energy as this matter moves through an organism.**

*Clarification Statement:* Emphasis is on describing that molecules are broken apart and put back together and that in this process, energy is released.

*State Assessment Boundary:* Assessment does not include details of the chemical reactions for photosynthesis or respiration.

Science and Engineering Practices	Disciplinary Core Ideas	Crosscutting Concepts
<p><b>Developing and Using Models</b> Modeling in 6-8 builds on K-5 experiences and progresses to developing, using, and revising models to describe, test, and predict more abstract phenomena and design systems.</p> <p>Develop a model to describe unobservable mechanisms. <a href="#">NRC Framework Link</a></p>	<p><b>LS1.C: Organization for Matter and Energy Flow in Organisms</b> Within individual organisms, food moves through a series of chemical reactions in which it is broken down and rearranged to form new molecules, to support growth, or to release energy. <a href="#">NRC Framework Link</a></p> <p><b>PS3.D: Energy in Chemical Processes and Everyday Life</b> Cellular respiration in plants and animals involve chemical reactions with oxygen that release stored energy. In these processes, complex molecules containing carbon react with oxygen to produce carbon dioxide and other materials. (<i>secondary</i>) <a href="#">NRC Framework Link</a></p>	<p><b>Energy and Matter</b> Matter is conserved because atoms are conserved in physical and chemical processes. <a href="#">NRC Framework Link</a></p>

Ecosystems: Interactions, Energy, and Dynamics (LS2)

7

**7-LS2-1. Analyze and interpret data to provide evidence for the effects of resource availability on organisms and populations of organisms in an ecosystem.**

*Clarification Statement: Emphasis is on cause-and-effect relationships between resources and growth of individual organisms and the numbers of organisms in ecosystems during periods of abundant and scarce resources.*

*State Assessment Boundary: Assessment does not include determining the carrying capacity of ecosystems.*

Science and Engineering Practices	Disciplinary Core Ideas	Crosscutting Concepts
<p><b>Analyzing and Interpreting Data</b>                      Analyzing data in 6-8 builds on K-5 experiences and progresses to extending quantitative analysis to investigations, distinguishing between correlation and causation, and basic statistical techniques of data and error analysis.</p> <p>Analyze and interpret data to provide evidence for phenomena.  <a href="#">NRC Framework Link</a></p>	<p><b>LS2.A: Interdependent Relationships in Ecosystems</b>                      Organisms, and populations of organisms, are dependent on their environmental interactions both with other living things and with nonliving factors.</p> <p>In any ecosystem, organisms and populations with similar requirements for food, water, oxygen, or other resources may compete with each other for limited resources, access to which consequently constrains their growth and reproduction.</p> <p>Growth of organisms and population increases are limited by access to resources.  <a href="#">NRC Framework Link</a></p>	<p><b>Cause and Effect</b>                      Cause-and-effect relationships may be used to predict phenomena in natural or designed systems.  <a href="#">NRC Framework Link</a></p>

**Ecosystems: Interactions, Energy, and Dynamics (LS2)**

7

**7-LS2-2. Construct an explanation that predicts patterns of interactions among organisms across multiple ecosystems.**

*Clarification Statement: Emphasis is on predicting consistent patterns of interactions in different ecosystems in terms of relationships among and between organisms and abiotic components of ecosystems. Examples of types of interactions could include competitive, predatory, and mutually beneficial.*

Science and Engineering Practices	Disciplinary Core Ideas	Crosscutting Concepts
<p><b>Constructing Explanations and Designing Solutions</b>                      Constructing explanations and designing solutions in 6–8 builds on K–5 experiences and progresses to include constructing explanations and designing solutions supported by multiple sources of evidence consistent with scientific ideas, principles, and theories.</p> <p>Construct an explanation that includes qualitative or quantitative relationships between variables that predict phenomena.  <a href="#">NRC Framework Link</a></p>	<p><b>LS2.A: Interdependent Relationships in Ecosystems</b>                      Similarly, predatory interactions may reduce the number of organisms or eliminate whole populations of organisms. Mutually beneficial interactions, in contrast, may become so interdependent that each organism requires the other for survival. Although the species involved in these competitive, predatory, and mutually beneficial interactions vary across ecosystems, the patterns of interactions of organisms with their environments, both living and nonliving, are shared.  <a href="#">NRC Framework Link</a></p>	<p><b>Patterns</b>                      Patterns can be used to identify cause-and-effect relationships.  <a href="#">NRC Framework Link</a></p>



Ecosystems: Interactions, Energy, and Dynamics (LS2)

7

**7-LS2-3. Develop a model to describe the cycling of matter and flow of energy among living and nonliving parts of an ecosystem.**

*Clarification Statement: Emphasis is on describing the conservation of matter and flow of energy into and out of various ecosystems, and on defining the boundaries of the system.*

*State Assessment Boundary: Assessment does not include the use of chemical reactions to describe the processes.*

Science and Engineering Practices	Disciplinary Core Ideas	Crosscutting Concepts
<p><b>Developing and Using Models</b> Modeling in 6-8 builds on K-5 experiences and progresses to developing, using, and revising models to describe, test, and predict more abstract phenomena and design systems.</p> <p>Develop a model to describe phenomena. <a href="#">NRC Framework Link</a></p>	<p><b>LS2.B: Cycle of Matter and Energy Transfer in Ecosystems</b> Food webs are models that demonstrate how matter and energy is transferred between producers, consumers, and decomposers as the three groups interact within an ecosystem. Transfers of matter into and out of the physical environment occur at every level. Decomposers recycle nutrients from dead plant or animal matter back to the soil in terrestrial environments or to the water in aquatic environments.</p> <p>The atoms that make up the organisms in an ecosystem are cycled repeatedly between the living and nonliving parts of the ecosystem. <a href="#">NRC Framework Link</a></p>	<p><b>Energy and Matter</b> The transfer of energy can be tracked as energy flows through a natural system. <a href="#">NRC Framework Link</a></p>

**Ecosystems: Interactions, Energy, and Dynamics (LS2)**

7

**7-LS2-4. Construct an argument supported by empirical evidence that changes to physical or biological components of an ecosystem affect populations.**

*Clarification Statement: Emphasis is on recognizing patterns in data and making warranted inferences about changes in populations, and on evaluating empirical evidence supporting arguments about changes to ecosystems. Disruptions to any physical or biological component of an ecosystem can lead to shifts in its populations.*

Science and Engineering Practices	Disciplinary Core Ideas	Crosscutting Concepts
<p><b>Engaging in Argument from Evidence</b> Engaging in argument from evidence in 6-8 builds on K-5 experiences and progresses to constructing a convincing argument that supports or refutes claims for either explanations or solutions about the natural and designed worlds.</p> <p>Construct an oral and written argument supported by empirical evidence and scientific reasoning to support or refute an explanation or a model for a phenomenon or a solution to a problem. <a href="#">NRC Framework Link</a></p>	<p><b>LS2.C: Ecosystem Dynamics, Functioning, and Resilience</b> Ecosystems are dynamic in nature; their characteristics can vary over time. Disruptions to any physical or biological component of an ecosystem can lead to shifts in all its populations. <a href="#">NRC Framework Link</a></p>	<p><b>Stability and Change</b> Small changes in one part of a system might cause large changes in another part. <a href="#">NRC Framework Link</a></p>

Ecosystems: Interactions, Energy, and Dynamics (LS2)


7



7-LS2-5. Evaluate competing design solutions for maintaining biodiversity and ecosystem services.

*Clarification Statement:* Humans can benefit from services that are provided by healthy ecosystems. These ecosystem services could include climate stabilization, water purification, nutrient recycling, pollination, and prevention of soil erosion. Examples of design solution constraints could include scientific, economic, and social considerations.

Science and Engineering Practices	Disciplinary Core Ideas	Crosscutting Concepts
<p><b>Engaging in Argument from Evidence</b> Engaging in argument from evidence in 6-8 builds on K-5 experiences and progresses to constructing a convincing argument that supports or refutes claims for either explanations or solutions about the natural and designed world(s).</p> <p>Evaluate competing design solutions based on jointly developed and agreed-upon design criteria. <a href="#">NRC Framework Link</a></p>	<p><b>LS2.C: Ecosystem Dynamics, Functioning, and Resilience</b> Biodiversity describes the variety of species found in Earth’s terrestrial and oceanic ecosystems. The completeness or integrity of an ecosystem’s biodiversity is often used as a measure of its health. <a href="#">NRC Framework Link</a></p> <p><b>LS4.D: Biodiversity and Humans</b> Changes in biodiversity can influence humans’ resources, such as food, energy, and medicines, as well as ecosystem services that humans rely on—for example, water purification and recycling. <i>(secondary)</i> <a href="#">NRC Framework Link</a></p> <p><b>ETS1.B: Developing Possible Solutions</b> There are systematic processes for evaluating solutions with respect to how well they meet the criteria and constraints of a problem. <a href="#">NRC Framework Link</a></p> <p>(continued on next page)</p>	<p><b>Stability and Change</b> Small changes in one part of a system might cause large changes in another part. <a href="#">NRC Framework Link</a></p>


	<p><b>ETS</b>  <b>ETS2.B: Influence of Science, Engineering, and Technology on Society and the Natural World</b></p> <p>The use of technologies and any limitations on their use are driven by individual or societal needs, desires, and values; by the findings of scientific research; and by differences in such factors as climate, natural resources, and economic conditions. Thus, technology use varies from region to region and over time.</p> <p><a href="#">NRC Framework Link</a></p>	
--	--	--

Earth and Human Activity (ESS3)

7

**7-ESS3-1. Construct a scientific explanation based on evidence for how the uneven distributions of Earth’s mineral, energy, and groundwater resources are the result of past and current geoscience processes.**

*Clarification Statement: Emphasis is on how these resources are limited and typically non-renewable, and how their distributions are significantly changing as a result of removal by humans. Examples of uneven distributions of resources as a result of past processes include but are not limited to petroleum (locations of the burial of organic marine sediments and subsequent geologic traps), metal ores (locations of past volcanic and hydrothermal activity associated with subduction zones), and soil (locations of active weathering and/or deposition of rock).*


Science and Engineering Practices	Disciplinary Core Ideas	Crosscutting Concepts
<p><b>Constructing Explanations and Designing Solutions</b> Constructing explanations and designing solutions in 6-8 builds on K-5 experiences and progresses to include constructing explanations and designing solutions supported by multiple sources of evidence consistent with scientific ideas, principles, and theories.</p> <p>Construct a scientific explanation based on valid and reliable evidence obtained from sources (including the students’ own experiments) and the assumption that theories and laws that describe the natural world operate today as they did in the past and will continue to do so in the future. <a href="#">NRC Framework Link</a></p>	<p><b>ESS3.A: Natural Resources</b> Humans depend on Earth’s land, ocean, atmosphere, and biosphere for many different resources. Minerals, fresh water, and biosphere resources are limited, and many are not renewable or replaceable over human lifetimes. These resources are distributed unevenly around the planet as a result of past geologic processes. <a href="#">NRC Framework Link</a></p> <p> <b>ETS2.B: Influence of Engineering, Technology, and Science on Society and the Natural World</b> All human activity draws on natural resources and has both short and long-term consequences, positive as well as negative, for the health of people and the natural environment. <a href="#">NRC Framework Link</a></p>	<p><b>Cause and Effect</b> Cause-and-effect relationships may be used to predict phenomena in natural or designed systems. <a href="#">NRC Framework Link</a></p>

Earth and Human Activity (ESS3)

7

**7-ESS3-3. Apply scientific principles to design a method for monitoring and minimizing a human impact on the environment.**

***Clarification Statement:** Examples of the design process include examining human environmental impacts, assessing the kinds of solutions that are feasible, and designing and evaluating solutions that could reduce that impact. Examples of human impacts can include water usage (such as the withdrawal of water from streams and aquifers or the construction of dams and levees), land usage (such as urban development, agriculture, or the removal of wetlands), and pollution (such as of the air, water, or land).*

Science and Engineering Practices	Disciplinary Core Ideas	Crosscutting Concepts
<p><b>Constructing Explanations and Designing Solutions</b> Constructing explanations and designing solutions in 6-8 builds on K-5 experiences and progresses to include constructing explanations and designing solutions supported by multiple sources of evidence consistent with scientific ideas, principles, and theories.</p> <p>Apply scientific principles to design an object, tool, process or system. <a href="#">NRC Framework Link</a></p>	<p><b>ESS3.C: Human Impacts on Earth Systems</b> Human activities have significantly altered the biosphere, sometimes damaging, or destroying natural habitats and causing the extinction of other species. But changes to Earth’s environments can have different impacts (negative and positive) for different living things.</p> <p>Typically, as human populations and per-capita consumption of natural resources increase, so do the negative impacts on Earth unless the activities and technologies involved are engineered otherwise. <a href="#">NRC Framework Link</a></p> <p> <b>ETS2.B: Influence of Engineering, Technology, and Science on Society and the Natural World</b> All human activity draws on natural resources and has both short and long-term consequences, positive as well as negative, for the health of people and the natural environment. (continued on next page)</p>	<p><b>Cause and Effect</b> Relationships can be classified as causal or correlational, and correlation does not necessarily imply causation. <a href="#">NRC Framework Link</a></p>


	<p><b>ETS2.B: Influence of Engineering, Technology, and Science on Society and the Natural World (Cont.)</b></p> <p>The uses of technologies and any limitations on their use are driven by individual or societal needs, desires, and values; by the findings of scientific research; and by differences in such factors as climate, natural resources, and economic conditions. Thus, technology use varies from region to region and over time.</p> <p><a href="#">NRC Framework Link</a></p>	
--	--	--

## Earth and Human Activity (ESS3)

7

### 7-ESS3-4. Construct an argument supported by evidence for how increases in human population and per-capita consumption of natural resources impact Earth's systems.

***Clarification Statement:** Examples of evidence include grade-appropriate databases on human populations and the rates of consumption of food and natural resources (such as freshwater, mineral, and energy). Examples of impacts can include changes to the appearance, composition, and structure of Earth's systems as well as the rates at which they change. The consequences of increases in human populations and consumption of natural resources are described by science, but science does not make the decisions for the actions society takes.*

Science and Engineering Practices	Disciplinary Core Ideas	Crosscutting Concepts
<p><b>Engaging in Argument from Evidence</b> Engaging in argument from evidence in 6-8 builds on K-5 experiences and progresses to constructing a convincing argument that supports or refutes claims for either explanations or solutions about the natural and designed world(s).</p> <p>Construct an oral and written argument supported by empirical evidence and scientific reasoning to support or refute an explanation or a model for a phenomenon or a solution to a problem. <a href="#">NRC Framework Link</a></p>	<p><b>ESS3.C: Human Impacts on Earth Systems</b> Typically as human populations and per-capita consumption of natural resources increase, so do the negative impacts on Earth unless the activities and technologies involved are engineered otherwise. <a href="#">NRC Framework Link</a></p> <p> <b>ETS2.B: Influence of Engineering, Technology, and Science on Society and the Natural World</b> All human activity draws on natural resources and has both short and long-term consequences, positive as well as negative, for the health of people and the natural environment. <a href="#">NRC Framework Link</a></p>	<p><b>Cause and Effect</b> Cause-and-effect relationships may be used to predict phenomena in natural or designed systems. <a href="#">NRC Framework Link</a></p>




Earth and Human Activity (ESS3)

7

**7-ESS3-5. Ask questions to clarify evidence of the factors that have impacted global temperatures over the past century.**

***Clarification Statement:** Examples of factors include human activities (such as fossil fuel combustion, cement production, and agricultural activity) and natural processes (such as changes in incoming solar radiation or volcanic activity). Examples of evidence can include tables, graphs, and maps of global and regional temperatures, atmospheric levels of gases such as carbon dioxide and methane, and the rates of human activities. Emphasis is on the major role that human activities play in causing the rise in global temperatures.*

Science and Engineering Practices	Disciplinary Core Ideas	Crosscutting Concepts
<p><b>Asking Questions and Defining Problems</b> Asking questions and defining problems in grades 6-8 builds on grades K-5 experiences and progresses to specifying relationships between variables and clarifying arguments and models.</p> <p>Ask questions to identify and clarify evidence of an argument. <a href="#">NRC Framework Link</a></p>	<p><b>ESS3.D: Global Climate Change</b> Human activities, such as the release of greenhouse gases from burning fossil fuels, are major factors in the current rise in Earth’s mean surface temperature. Reducing the level of climate change and reducing human vulnerability to whatever climate changes do occur depend on the understanding of climate science, engineering capabilities, and other kinds of knowledge, such as understanding of human behavior and on applying that knowledge wisely in decisions and activities. <a href="#">NRC Framework Link</a></p> <p> <b>ETS2.B: Influence of Engineering, Technology, and Science on Society and the Natural World</b> All human activity draws on natural resources and has both short and long-term consequences, positive as well as negative, for the health of people and the natural environment.</p> <p>(continued on next page)</p>	<p><b>Stability and Change</b> Stability might be disturbed either by sudden events or gradual changes that accumulate over time. <a href="#">NRC Framework Link</a></p>

	<p><b>ETS2.B: Influence of Engineering, Technology, and Science on Society and the Natural World</b></p> <p>The uses of technologies and any limitations on their use are driven by individual or societal needs, desires, and values; by the findings of scientific research; and by differences in such factors as climate, natural resources, and economic conditions. Thus, technology use varies from region to region and over time.</p> <p><a href="#">NRC Framework Link</a></p>	
--	--	--